



TECHNICAL DATA SHEET

PP-6000

**PARAGLAZE
ULTRASEAL**

PRODUCTS

Paraglaze Ultraseal	PP-6000
Paraglaze Hardeners	PH-4200 or PH-4300
Paraglaze Reducers	PS-6100 or PS-6200 or PS-6300

PRODUCT DESCRIPTION

Paraglaze Ultraseal is a two pack transparent sealer & adhesion promoter, it can be tinted up to 10% with Paraglaze 606 line tinter. Ultraseal is used in wet on wet mode only and most commonly used on new panels as an adhesion promoter over sound OEM Electrocoat.

SUBSTRATES & PREPARATION



Fully cured 2 pack refinish coatings that have been degreased and scuffed with a scouring pad such as Mirka Mirlon or equivalent.

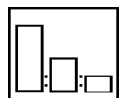
Sound Automotive OEM coatings that have been degreased and scuffed with a scouring pad such as Mirka Mirlon or equivalent.

Electrocoated new panels that have been degreased and scuffed with a scouring pad such as Mirka Mirlon or equivalent.

GRP Fibreglass that has been degreased and scuffed with a scouring pad such as Mirka Mirlon or equivalent.

Large areas of bare metal and areas where polyester body filler will be applied should be coated first with Protec Epoxy Primer AP-4110.


MIXING RATIO BY VOLUME



PRODUCT	PARTS
PP-6000	3
PH-4200 or PH-4300	1
PS-6100 or PS-6200 or PS-6300	50%

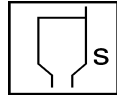
If tinting: Add up to 10% of 606 line tinter before adding hardener

POTLIFE



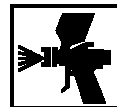
2 hours at 20°C

SPRAY VISCOSITY @ 20°C



12-14 Seconds (DIN4)

SPRAYGUN SETUP



1.3mm - 1.4mm

SPRAY PRESSURE

HVLP / RP

2 – 3 bar

CONVENTIONAL

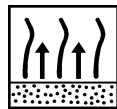
45 – 55 PSI / 300-380 KPA

NUMBER OF COATS & FLASH OFF



1 Coat

Apply 1 even wet coat



Flash Off

Flash off for 15 minutes @ 20c

Apply topcoats after flash off

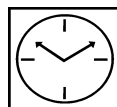
Topcoat must be applied within 2 hours

DRYING TIMES *(When topcoated)*



Bake Temperature

65°C



Bake Time

See datasheet for topcoat product

IR Time

See datasheet for topcoat product

Temperature shown is metal temperature

TOTAL DRY FILM BUILD

15 - 20 um

OVERCOAT WITH

Paraglaze Ultraseal must be topcoated with Protec 606 line acrylic urethane enamels or 706 line Paraglaze basecoat.

EQUIPMENT CLEANING

After use, clean all equipment thoroughly with cleaning solvent or thinner.

HEALTH AND SAFETY

Please refer to Material Safety Data Sheets for full Health and Safety details.

Paraglaze Hardeners and activated products contain isocyanate and therefore particular safety precautions must be taken.

Goggles must be worn when mixing and using to prevent accidental splashing into the eye. If contact occurs with eyes give prolonged irrigation with water and get medical attention immediately.

Good ventilation and extraction must be provided in the working environment.

Wear suitable protective equipment to prevent skin contact with this material.

When spraying this product the operator (and persons in vicinity) must wear suitable air-fed breathing apparatus. Do not smoke whilst using this material.

This product is for professional use only.
The information given in this sheet is for guidance only. Any person using the product without first making further inquiries as to the suitability of the product for the intended purpose does so at his own risk and we can accept no liability for the performance of the product or for any loss or damage (other than death or personal injury resulting from our negligence) arising out of such use. The information contained in this sheet is liable to modification from time to time in the light of experience and our policy of continuous product development.
Drying times quoted are average times at 20°C/68°F. Film thickness, humidity and shop temperature can all affect drying times.

Before using refer to Material Safety Data Sheet obtainable from Protec Pty Ltd.

Follow all directions and warnings fully and carefully. Otherwise do not use this product

Protec Pty Ltd. 97-105 Bedford Street, Gillman, S.A. 5013 Australia

EMERGENCY RESPONSE NUMBER: Australia: 1800 883 254

Protec Pty Ltd. 5 Monahan Rd, Mt Wellington, Auckland, New Zealand

EMERGENCY RESPONSE NUMBER: New Zealand: 0800 000 096