



TECHNICAL DATA SHEET

PC-5870

**PARAGLAZE
PANEL CLEARCOAT**

PRODUCTS

Paraglaze Panel Clearcoat	PC-5870
Paraglaze Hardeners	PH-4200 or PH-4300
Paraglaze Reducers	PS-6100 or PS-6200 or PS-6300

PRODUCT DESCRIPTION

Paraglaze Panel Clearcoat is a two pack acrylic urethane clearcoat that delivers fast results, it is designed to be used for multi panel work or small areas. It provides optimum gloss and durability when used over 706 line Paraglaze basecoat. Panel Clearcoat can be polished with minimum effort.

SUBSTRATES & PREPARATION



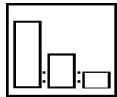
Paraglaze Panel Clearcoat must be applied on top of a clean and dust-free 706 line Paraglaze basecoat. The use of a clean tack rag is recommended to remove dust from the basecoat film before clearcoating.

Fully cured 2 pack refinish clearcoats that have been degreased and sanded.

Sound OEM clearcoats that have been degreased and sanded.

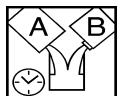
Substrates other than those stated should be tested before use, to ensure that the performance of the product is suitable for its intended use.

MIXING RATIO BY VOLUME



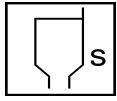
PRODUCT	PARTS
PC-5870	4
PH-4200 or PH-4300	1
PS-6100, PS-6200, PS-6300	0% to 10%

POTLIFE



30 Minutes at 20 °C

SPRAY VISCOSITY @ 20°C



16-18 Seconds (DIN4)

SPRAYGUN SETUP



1.3mm - 1.4mm

SPRAY PRESSURE

HVLP / RP

2 – 3 bar

CONVENTIONAL

45 – 55 PSI / 300-380 KPA

NUMBER OF COATS & FLASH OFF

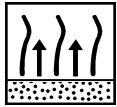


1st coat

Flash off

Apply an even medium coat

5-7 Minutes at 20c



2nd coat

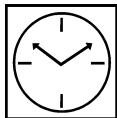
Apply an even wet coat

DRYING TIMES



Bake Temperature

65°C



Bake time

20 Minutes

IR Time

14-18 Minutes (short wave)

Temperature shown is metal temperature

TOTAL DRY FILM BUILD

50 - 60 um

OVERCOAT / RECOAT PREP

P500 Dry or P800 Wet after baking



OVERCOAT / RECOAT TIME

Minimum: 8 hours after bake
Air dry overnight at 20c

DE-NIBB & POLISHING

Remove dirt if required using P1500 grit wet abrasive, then cut & polish using your preferred products.

EQUIPMENT CLEANING

After use, clean all equipment thoroughly with cleaning solvent or thinner.

HEALTH AND SAFETY

Please refer to Material Safety Data Sheets for full Health and Safety details and product can labels.

Paraglaze Hardeners and activated products contain isocyanate and therefore particular safety precautions must be taken.

Goggles must be worn when mixing and using to prevent accidental splashing into the eye. If contact occurs with eyes give prolonged irrigation with water and get medical attention immediately.

Good ventilation and extraction must be provided in the working environment.

Wear suitable protective equipment to prevent skin contact with this material.

When spraying this product the operator (and persons in vicinity) must wear suitable air-fed breathing apparatus. Do not smoke whilst using this material.

This product is for professional use only.
The information given in this sheet is for guidance only. Any person using the product without first making further inquiries as to the suitability of the product for the intended purpose does so at his own risk and we can accept no liability for the performance of the product or for any loss or damage (other than death or personal injury resulting from our negligence) arising out of such use. The information contained in this sheet is liable to modification from time to time in the light of experience and our policy of continuous product development.
Drying times quoted are average times at 20°C/68°F. Film thickness, humidity and shop temperature can all affect drying times.

Before using refer to Material Safety Data Sheet obtainable from Protec Pty Ltd.

Follow all directions and warnings fully and carefully. Otherwise do not use this product

Protec Pty Ltd. 97-105 Bedford Street, Gillman, S.A. 5013 Australia

EMERGENCY RESPONSE NUMBER: Australia: 1800 883 254

Protec Pty Ltd. 5 Monahan Rd, Mt Wellington, Auckland, New Zealand

EMERGENCY RESPONSE NUMBER: New Zealand: 0800 000 096