



# TECHNICAL DATA SHEET

**CC-7120**

**CARMASTER  
2 PACK SPEED CLEARCOAT**

## PRODUCTS

Carmaster 2 Pack Speed Clearcoat	CC-7120
Carmaster Hardeners	CH-5200 or CH-5300
Carmaster GP 2 Pack Reducer	CS-3800

## PRODUCT DESCRIPTION

Carmaster 2 Pack Speed Clearcoat is a fast drying two pack acrylic urethane clearcoat, it is designed to be used for small areas or where the user is working in cooler conditions. It provides good gloss and can be polished easily with minimum effort.

## SUBSTRATES & PREPARATION



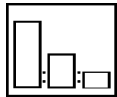
Carmaster 2 Pack Speed Clearcoat must be applied on top of a clean and dust-free basecoat. The use of a clean tack rag is recommended to remove dust from the basecoat film before clearcoating.

Fully cured 2 pack refinish clearcoats that have been degreased and sanded.

Sound OEM clearcoats that have been degreased and sanded.


Substrates other than those stated should be tested before use, to ensure that the performance of the product is suitable for its intended use.

## MIXING RATIO BY VOLUME



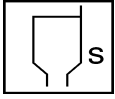
PRODUCT	PARTS
CC-7120	4
CH-5200 or CH-5300	1
CS-3800	0% to 10%

## POTLIFE



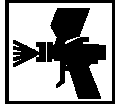
45 Minutes at 20 °C

## SPRAY VISCOSITY @ 20°C



16-18 Seconds (DIN4)

## SPRAYGUN SETUP



1.3mm - 1.4mm

## SPRAY PRESSURE

HVLP / RP

2 – 3 bar

CONVENTIONAL

45 – 55 PSI / 300-380 KPA

## NUMBER OF COATS & FLASH OFF

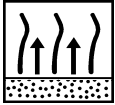


**1st coat**

Flash off

**Apply an even medium coat**

5-7 Minutes at 20c



**2nd coat**

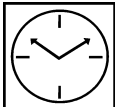
**Apply an even wet coat**

## DRYING TIMES



**Bake Temperature**

65°C



**Bake time**

20 Minutes

**IR Time**

14-18 Minutes (short wave)

Temperature shown is metal temperature

## TOTAL DRY FILM BUILD

50 - 60 um

## OVERCOAT / RECOAT PREP

P500 Dry or P800 Wet after baking



## OVERCOAT / RECOAT TIME

Minimum: 8 hours after bake

Air dry overnight at 20c

## DE-NIBB & POLISHING

Remove dirt if required using P1500 grit wet abrasive, then cut & polish using your preferred products.

## EQUIPMENT CLEANING

After use, clean all equipment thoroughly with cleaning solvent or thinner.

## HEALTH AND SAFETY

**Please refer to Material Safety Data Sheets for full Health and Safety details and product can labels.**

Carmaster Hardeners and activated products contain isocyanate and therefore particular safety precautions must be taken.

Goggles must be worn when mixing and using to prevent accidental splashing into the eye. If contact occurs with eyes give prolonged irrigation with water and get medical attention immediately.

Good ventilation and extraction must be provided in the working environment.

Wear suitable protective equipment to prevent skin contact with this material.

When spraying this product the operator (and persons in vicinity) must wear suitable air-fed breathing apparatus. Do not smoke whilst using this material.

This product is for professional use only.  
The information given in this sheet is for guidance only. Any person using the product without first making further inquiries as to the suitability of the product for the intended purpose does so at his own risk and we can accept no liability for the performance of the product or for any loss or damage (other than death or personal injury resulting from our negligence) arising out of such use. The information contained in this sheet is liable to modification from time to time in the light of experience and our policy of continuous product development.  
Drying times quoted are average times at 20°C/68°F. Film thickness, humidity and shop temperature can all affect drying times.

Before using refer to Material Safety Data Sheet obtainable from Protec Pty Ltd.

Follow all directions and warnings fully and carefully. Otherwise do not use this product

**Protec Pty Ltd. 97-105 Bedford Street, Gillman, S.A. 5013 Australia**

**EMERGENCY RESPONSE NUMBER: Australia: 1800 883 254**

**Protec Pty Ltd. 5 Monahan Rd, Mt Wellington, Auckland, New Zealand**

**EMERGENCY RESPONSE NUMBER: New Zealand: 0800 000 096**